



My Handwriting Book

c a o q g d e s f

l u j t u g

r m n h b k p

v w x z

Name:

Class:

C



c

Curl around the cat.

A



a

Around the
astronaut's helmet
and down into space.

O



O

All around the octopus.


Q



q

Around the queen's face, up to her crown, down her robe with a flick at the end.


G



g

Around the goat's face,
up to his ear, then curl
under his chin.

D



d

Around the duck's body,
up to its head, then
down to its feet.

E



e

Around the
elephant's eye and
down its trunk.

S



s

Under the snake's
chin, slide down and
around its tail.

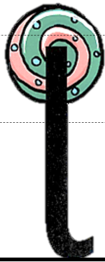
F



f


Down the flamingo's neck, all the way to its foot, then across its wings.

L

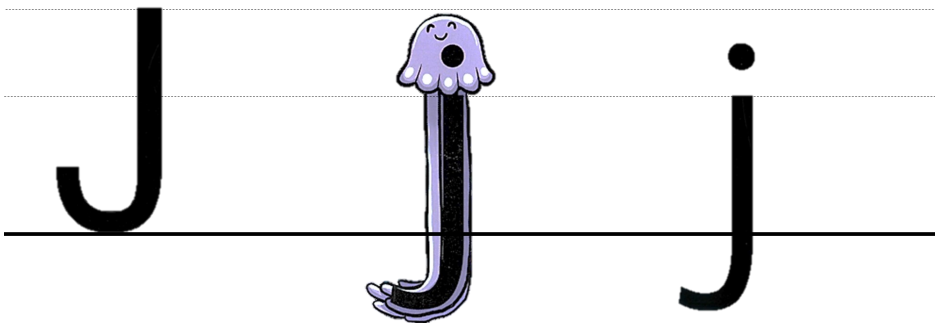



l

All the way down the lollipop.




Down iguana's body,
then draw a dot at
the top for the leaf.





Down the jellyfish's
body, with a dot for
his head.



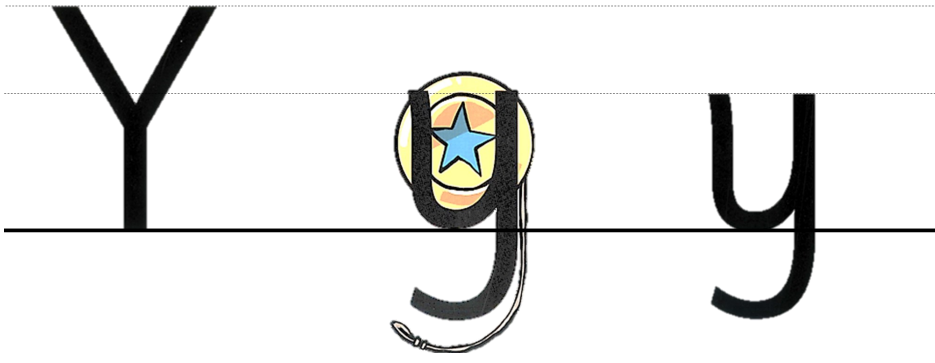


From the tiger's nose to its tail, then follow the stripe across the tiger.

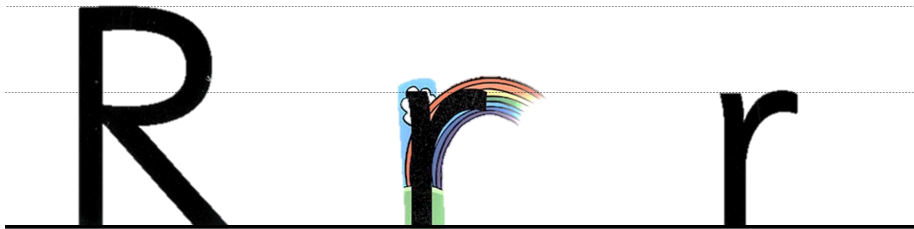



Down and around the umbrella, stop at the top and down to the bottom with a flick.





Down and around
the yoyo, then follow
the string around.

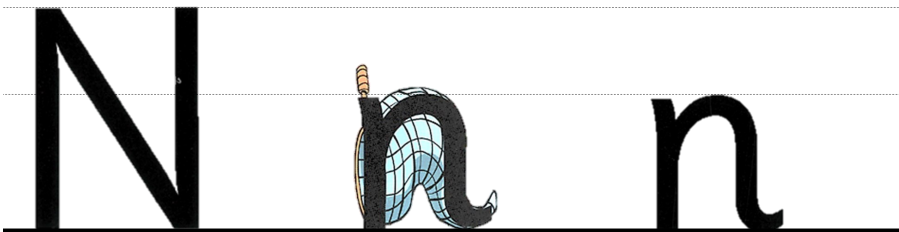


From the cloud to the
ground, up the arch
and over the rainbow.






Down, up and over the mouse's ears, with a little flick for his nose.




Down the handle, then up and over the net.



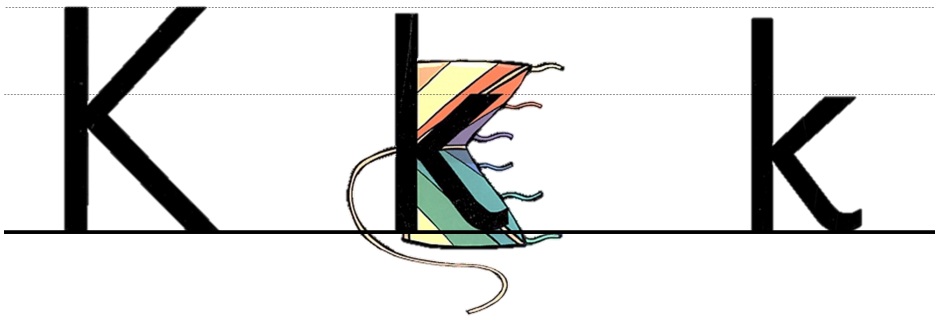
Down, up and over
the helicopter.

Blank handwriting practice lines consisting of a top dotted line, a middle solid line, and a bottom solid line.





Down the bear's
back, then up and
around its belly.


Blank handwriting practice lines consisting of a top dotted line, a middle solid line, and a bottom solid line.

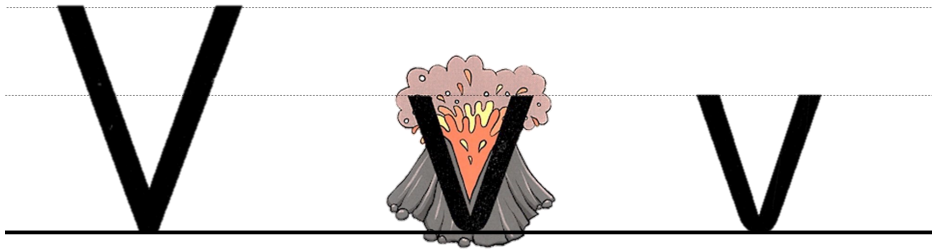


Down the kite, up
and across, back
and down to the
corner



Down the penguin's
back, up and
around its head.

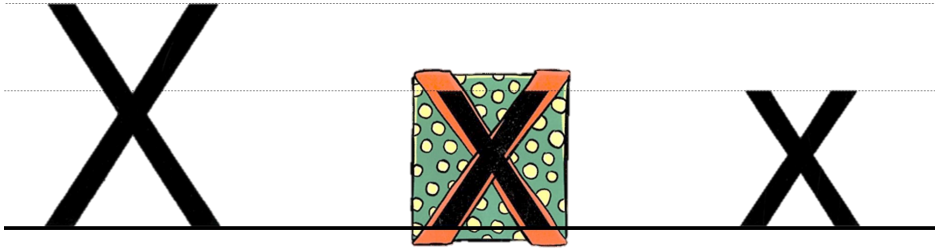




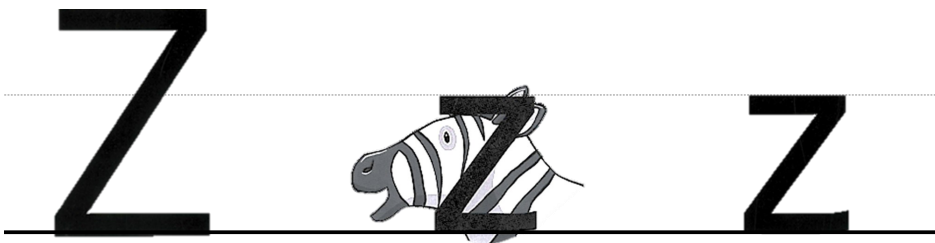

Down to the bottom
of the volcano and
back up to the top.



From the top of the
wave to the bottom, up
the wave, down the
wave and back up to
the top.



Start at the top,
then across to the
bottom of the box.



Zip across, zag
down and across the
zebra.



Once you have mastered the formation of all the letters, you will be added to the list for a special treat at the end of the year!

