


# 10 tips for reading with your child.



# 1. Read to your child(ren)

- Read in your home language.

- Choose books that are at the age interest for your child.



ذهب الدب للنزهة.

- ALL children- even older ones and ones who can read, like to be read to!
- It makes your child feel special.


## 2. Use the library



- **Our nearest library is Upperthorpe Library, which is part of the Healthy Living centre. Zest is also there.**
- **You can ask the people that work there to help choose books if you want help.**
- **Your child will visit the library with school – so ask to share the books with them.**


# 3. Set a good example

- If your child sees YOU reading this will make them want to do it too! You are their role model – use PARENT POWER!





# 4. Don't just use books!



# 5. Make a book space

- A corner, or a shelf, or box with books in a room in the house will make reading part of your home.
- Use an empty cardboard box and get your child to decorate it. This can be used on its side or upright to store books.



# 6. Get into a routine

- Choose a **REGULAR** time to read with your child.
- Bedtime is good- it settles your child and makes them feel safe.
- After a bath, before school - it's what is best for **YOU**, so that you can stick to it and your child expects it.



## **7. Listen to your child read.**




- **Show your child you are listening by...**
  - 1. Sitting down with them.**
  - 2. Looking at the book with them.**
  - 3. Asking questions about what they are reading. (Tip 8)**
  - 4. Praising them for their reading skills.**
  - 5. Commenting on the text they are reading, “ I enjoyed the part when...”**



# 8. Questions to ask your child

- Asking your child about their reading shows them you are listening and interested.
  - Also it helps them to understand and explain what they have been reading.
1. What do you think will happen next?
  2. What happened today in the story?
  3. Who was in the story?
  4. Which bit did you like the best?



# 9. Vary things

Ideas for you and your child.

- **Share the reading- you do a page, they do a page**
- **Draw pictures linked to the story.**
- **Make a cartoon strip of the story**
- **Dress up as a character and act out a part of it.**

# 10. Dos and Don'ts

## DON'T

- Correct every word you child reads-  
be selective.
- Forget to change your child's home  
reading books.

## DO

- Make helpful comments in your child's  
reading records.
- Praise your child and thank them for  
reading to you!

# Useful websites- all on Google!

- **Teach Your Monster to Read**
- **WORDS FOR LIFE**
- **Booktrust**
- **Bug Club**
- **Oxford Owl**
- **Story line online**

